

# DNA

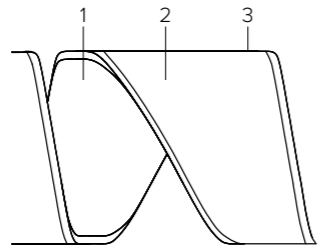
Leonardo Rossano & Debora Mansur



## TECHNICAL FEATURES SPECIFICHE TECNICHE

Multilayer beechwood structure, 18 mm thick, with oakwood finishing. Connection system of each element by lasercut steel link. DNA bench is available also in a special edition where the front and top part of the bench are completely padded and upholstered.

Scocca in multistrato di faggio spessore mm 18, con finitura in rovere. Sistema di unione di ciascun elemento con piastra sagomata in acciaio. DNA è disponibile anche nella versione speciale con parte frontale e superiore completamente imbottite e rivestite.



- 1 **Wooden frame**  
Struttura in legno
- 2 **Upholstery**  
Rivestimento
- 3 **High resistance foam**  
Poliuretano espanso indeformabile

## COLORS AND MATERIALS COLORI E MATERIALI

### WOOD / LEGNO



Standard finishing for wood is natural oakwood. Customized RAL or PANTONE colors are available upon request.

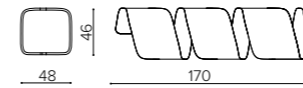
La finitura standard del legno è il rovere naturale. Su richiesta sono disponibili altre essenze e colorazioni customizzate su tinta RAL o PANTONE.

### MODULARITY / MODULARITÀ

The straight bench can be made by a minimum of 3 seating modules, while the curved version can be made by a minimum of 4 seating modules up to 20 modules, which create a circle.

La panca dritta può essere composta da un minimo di 3 moduli seduta, la versione curva va da una minimo di 4 moduli seduta a un massimo di 20 moduli che formano un cerchio.

### DN 3000 3 seater bench panca 3 posti

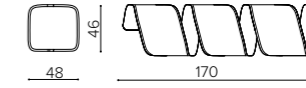


**nat. oakwood**  
rovere nat.

**RAL stained oakwood**  
rovere tinto RAL

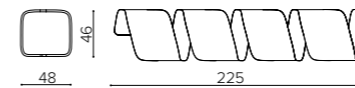
kg 24  
mc 0,6

### DN 300R 3 seater upholstered bench panca 3 posti rivestita



# m 2,4   mq 4,5   kg 27   mc 0,6

### DN 4000 4 seater bench panca 4 posti



**Nat. oakwood**  
Rovere nat.

**RAL stained oakwood**  
rovere tinto RAL

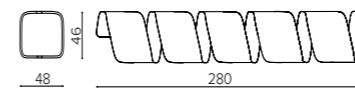
kg 32  
mc 0,8

### DN 400R 4 seater upholstered bench panca 4 posti rivestita



# m 3,2   mq 6,0   kg 36   mc 0,8

### DN 5000 5 seater bench panca 5 posti

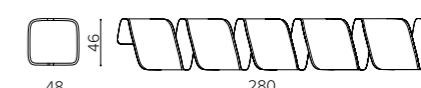


**Nat. oakwood**  
Rovere nat.

**RAL stained oakwood**  
rovere tinto RAL

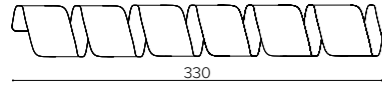
kg 40  
mc 1,0

### DN 500R 5 seater upholstered bench panca 5 posti rivestita



# m 4   mq 7,5   kg 45   mc 1,00

**DN 6000**  
6 seater bench  
panca 6 posti



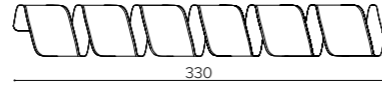
kg 48

mc 1,2

nat. oakwood  
rovere nat.

RAL stained oakwood  
rovere tinto RAL

**DN 600R**  
6 seater upholstered bench  
panca 6 posti rivestita



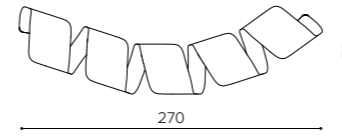
m 4,8

mq 9

kg 54

mc 1,2

**DN 05R0**  
curved 5 seater bench  
panca 5 posti curva



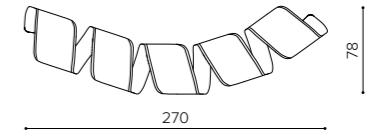
nat. oakwood  
rovere nat.

RAL stained oakwood  
rovere tinto RAL

kg 30

mc 0,96

**DN 05RR**  
curved 5 seater upholstered bench  
panca 5 posti curva rivestita



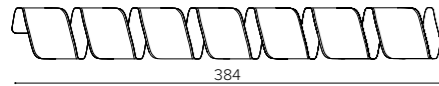
m 4

mq 7,5

kg 35

mc 0,96

**DN 7000**  
7 seater bench  
panca 7 posti



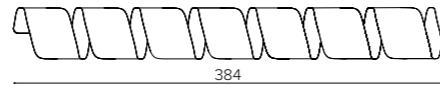
kg 42

mc 1,4

nat. oakwood  
rovere nat.

RAL stained oakwood  
rovere tinto RAL

**DN 700R**  
7 seater upholstered bench  
panca 7 posti rivestita



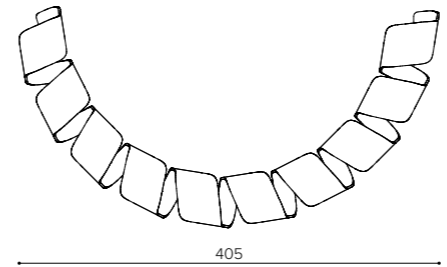
m 5,6

mq 10,5

kg 49

mc 1,4

**DN 10R0**  
curved 10 seater bench  
panca 10 posti curva



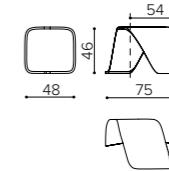
nat. oakwood  
rovere nat.

RAL stained oakwood  
rovere tinto RAL

kg 80

mc 2,0

**DN 01R0**  
curved single element  
elemento singolo curvo



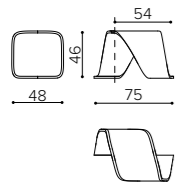
nat. oakwood  
rovere nat.

RAL stained oakwood  
rovere tinto RAL

kg 6

mc 0,2

**DN 1000**  
single element  
modulo singolo



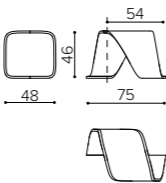
kg 6

mc 0,2

nat. oakwood  
rovere nat.

RAL stained oakwood  
rovere tinto RAL

**DN 100R**  
upholstered single element  
modulo singolo rivestito



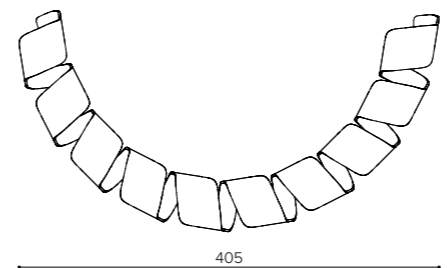
m 0,8

mq 1,5

kg 7

mc 0,2

**DN 10RR**  
curved 10 seater upholstered bench  
panca 10 posti curva rivestita



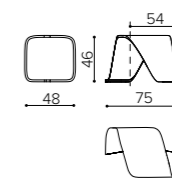
m 8

mq 15

kg 90

mc 2,0

**DN 01RR**  
upholstered curved single element  
elemento singolo curvo rivestito



m 0,8

mq 1,5

kg 7

mc 0,2