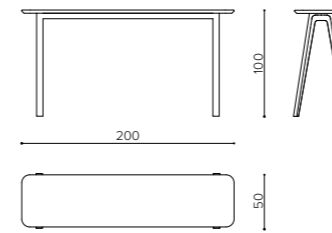


E-QUO

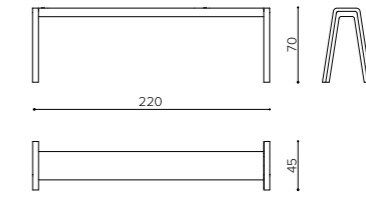
Orlandini Design



EQ T095
table
tavolo



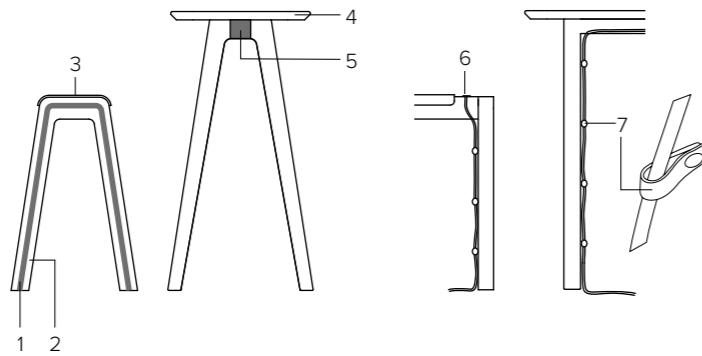
EQ 2200
bench
panca



TECHNICAL FEATURES SPECIFICHE TECNICHE

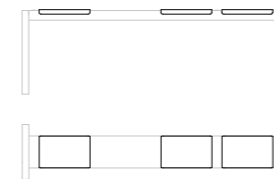
Multilayer beechwood bench installed on steel beam and legs, covered with solid ashwood.
Table top made of MDF covered with Ashwood veneer, solid wood edges, installed on a steel beam fixed to solid wood legs.

Panca in multistrato di faggio montato su trave e gambe in acciaio, coperte con frassino massello.
Piano del tavolo montato in MDF finitura frassino, bordi in massello, montato su trave in acciaio fissata a gambe in legno massello.

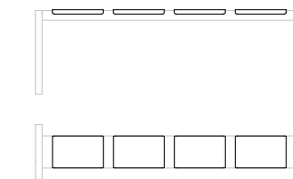


- 1 Inner steel frame
Struttura interna in acciaio
- 2 Solid wood legs
Gambe in legno massello
- 3 Padded cushion
Cuscino imbottito
- 4 Solid wood top
Piano in legno massello
- 5 Steel beam
Trave in acciaio
- 6 Power outlet
Presa di ricarica
- 7 Leather cable holder
Passacavi in pelle

extra charge for 3 fixed cushions kit
sovrapprezzo per kit 3 cuscini fissi



extra charge for 4 fixed cushions kit
sovrapprezzo per kit 4 cuscini fissi



COLORS AND MATERIALS COLORI E MATERIALI

WOOD / LEGNO

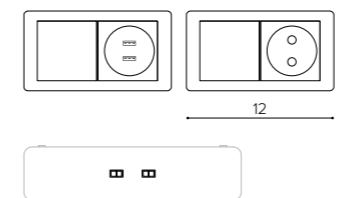


Standard finishing for wood is natural ashwood or natural oakwood.
Internal metal structure is painted black.

La finitura standard del legno è il frassino naturale o il rovere naturale. La struttura interna in metallo è verniciata nera.

EQ PST1

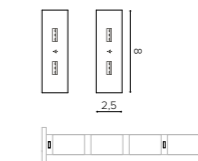
2x usb + 1x schuko power outlet kit for table top
set prese ricarica 2x usb + 1x schuko per tavolo



leather cable holder and 3mt wire included
passacavi in pelle e cavo da 3mt inclusi

EQ PSB1

2x usb power outlets kit for bench
2x set porte ricarica usb per panca



leather cable holder and 2,5mt wire included
passacavi in pelle e cavo da 2,5mt inclusi